

Widely used in governments, enterprises, and education filed

Paperless Multimedia Conference System

Flexible reservation, conference guidance and assistance, and summary



Reservation



Sign-in



Agenda



Voting



Services



Preservation



Core Features



HD LCD touch screen

An 11.6" LCD touch screen (1920×1080, 16:9) provides a better user experience for document viewing. The capacitive multi-touch screen improves the user experience.

Modular design

The modular design supports hardware expansion at any time according to requirements, including the optical module of the gooseneck mic, voting module, IC card module, speaker module, and other customizable modules.

Voting and interpretation

Voting by 3 or 5 buttons is supported, and the voting type is customizable. The terminal supports interpretation and is equipped with a 63+1 channel selector that displays language and channel options (you need to connect the headphones before selecting the channel).



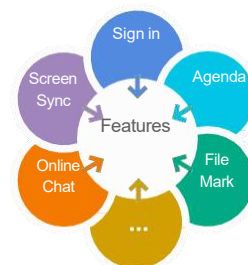
Transmission via CAT5e cables

Use standard CAT5e cables for transmission. Standard connectors facilitate wiring, installation, and maintenance. The USB port can be connected to a mouse, keyboard, and other devices, or used for firmware updates. The terminal can be connected to VISONIC series electronic nameplates.



Hi-Fi audio

Independent adjustment of individual mic sensitivity and 8-band equalizer EQ is supported.



Paperless conference

It provides functions including sign-in, agenda, and agenda operation. For one-screen display, users can create a whiteboard for drawing and discussion. Speaking list (listed speaking time, delegates can be controlled by the chairperson). The system allows for signal access and display of multiple cameras, distributed system, matrix, and other streaming media. The internal peer-to-peer information, service application, system settings, and other functional modules.

Features

Basic functions

- 11.6" LCD touch screen (1920×1080, 16:9) provides a better user experience for document viewing. The capacitive multi-touch screen improves the user experience.
- The interface is optimized according to usage scenarios. With a simple layout and wizard-style menus, the terminal is easy-to-use.
- The modular design supports hardware expansion at any time according to requirements, including the optical module of the gooseneck mic, voting module, IC card module, speaker module, and other customizable modules.
- Use standard CAT5e cables for transmission. The RJ45 connectors facilitate wiring, installation, and maintenance.
- The aluminum alloy structure adopts a special frosting process, making the terminal elegant and attractive.
- The VSCON-Giga protocol with the leading gigabit network technology is adopted. All AV control signals are transmitted through a CAT5 cable. With data isolation technology, the protocol ensures efficient, secure transmission of AV data during conferences without mutual interference.
- Gooseneck mics of different lengths can be flexibly selected according to site needs.
- Voting by 3 or 5 buttons is supported, and the voting type is customizable. The terminal supports interpretation and is equipped with a 63+1 channel selector that displays language and channel options (you need to connect the headphones before selecting the channel).
- Optional software supports RFID identification, sign-in, discussion, and voting.
- Built-in Hi-Fi speaker.
- The terminal is designed with dual headphone interfaces, and the volume is adjustable.
- The AUDIO-LINK™ digital loop network technology achieves full-digital signal transmission and processing, as well as protection against RF interference from cell phones and other devices.
- A daisy-chain topology makes the system more reliable.
- Independent adjustment of individual mic sensitivity and 8-band equalizer EQ is supported.
- The clock and date functions are available, displaying the speaking time and countdown to speak.
- The USB port can be connected to a mouse, keyboard, and other devices, or used for firmware updates. The terminal can be connected to VISSONIC series electronic nameplates.
- With the camera and camera tracking controller, multiple cameras can be connected to show live videos of active speakers.
- Delegate units can be set as VIP units through software. Up to 32 VIP delegate units can be set when no more than 8 mics are enabled. VIP means that the unit can be freely enabled.
- It provides functions including sign-in, agenda, and agenda operation. For one-screen display, users can create a whiteboard for drawing and discussion. Speaking list (listed speaking time, delegates can be controlled by the chairperson). The system allows for signal access and display of multiple cameras, distributed system, matrix, and other streaming media. The internal peer-to-peer information, service application, system settings, and other functional modules.



VIS-PMU-T/VIS-PMU-F
Desktop/Embedded 11.6" paperless conference terminal

Conference functions

- Users can appoint the chairperson or delegate according to the conference management needs.
- Speaking: Users can view information about the active speaker and the list of participants waiting to speak, and manage the speaking and request functions.
- Voting: Users can view all the proposals to be decided by vote, browse completed/ongoing/unvoted voting projects, participate in voting, and view the results.
- Interpretation: Users can switch language channels, and the volume is adjustable.

Multimedia conference functions

- Conference agenda guidance --- Participants can quickly know the agenda.
- Conference material links --- Participants can view the documents and voting information involved in the current conference.
- Conference topic list --- Participants can browse and play topic-related documents and videos. Files in the format of DOC, PPT, EXCEL, TXT, PDF, JPG, and PNG are supported.
- Speaker video tracking --- The big screen and all seats can display images of multiple speakers in real time.
- Screen synchronization --- The content displayed in individual terminals can be synchronized to all on-site conference terminals and the big screen.
- USB file import --- Files can be imported to a server or shared.
- Conference minutes --- Information that needs to be noted for the current conference can be recorded and saved.
- Internal communication --- Any participant can be selected for online text/voice communication.
- Conference service --- The refreshment service and on-site technical support are available.

Specifications

Parameter	VIS-PMU-T/VIS-PMU-F		
Screen size	11.6", 16:9		
Resolution	1920x1080		
Color	16.7M, 8-bit		
Contrast ratio	1000:1		
Output frequency response	30-20000 Hz		
Maximum power consumption	14 W		
Earphone load	> 16Ω		
Earphone volume	13 mW		
Earphone output connector	2×Ø 3.5 mm stereo jack		
Connection method	1000M RJ45 network port		
Power supply	POE power supply or 48VDC adapter		
Installation	Desktop (VIS-PMU-T)/Embedded (VIS-PMU-F)		
Color	Black		
Dimension	305.1W x 195.2H x 52.5D mm (without mic)		
Weight	2 kg		
Mic parameters		Product model	
Mic type	Cardioid directional	VIS-PMU-T	Desktop 11.6" paperless conference terminal
Sensitivity	-46 dBV/Pa	VIS-PMU-F	Flush mount 11.6" paperless conference terminal
Frequency response	50 - 20000 Hz	VIS-DCP2000-D	Full-digital network DSP conference system host
Input impedance	2 kΩ	VIS-Server-E2	Paperless management server (B/S architecture server software)
Directionality 0°/180°	> 20 dB (1 kHz)	VIS-SWITCH8-P48	Splitter
Equivalent noise	20 dBA (SPL)	VIS-SWITCH24-P48	Hub switch
Max sound pressure level	125 dB (THD < 3%)	VIS-M220/330	220/330 mm mic (black) with windproof foam cover

Modular function expansion



VIS-MDSP

Discussion + speaker module

- Built-in Hi-Fi speaker
- Metal grille structure protects the speaker
- Works with VIS-PMU to achieve speaking and sound reinforcement functions



VIS-MVIC

Voting + IC card reading module

- RFID identification
- 3 voting or rating buttons
- Graphic signs for assisting users in sign-in
- Works with VIS-PMU to achieve voting sign-in by IC card, including the VIS-PVOT voting software license



VIS-MVOT

Voting module

- 3 voting or rating buttons
- LED flashing for assisting users in voting
- Works with VIS-PMU to achieve the voting function, including the VIS-PVOT voting software license

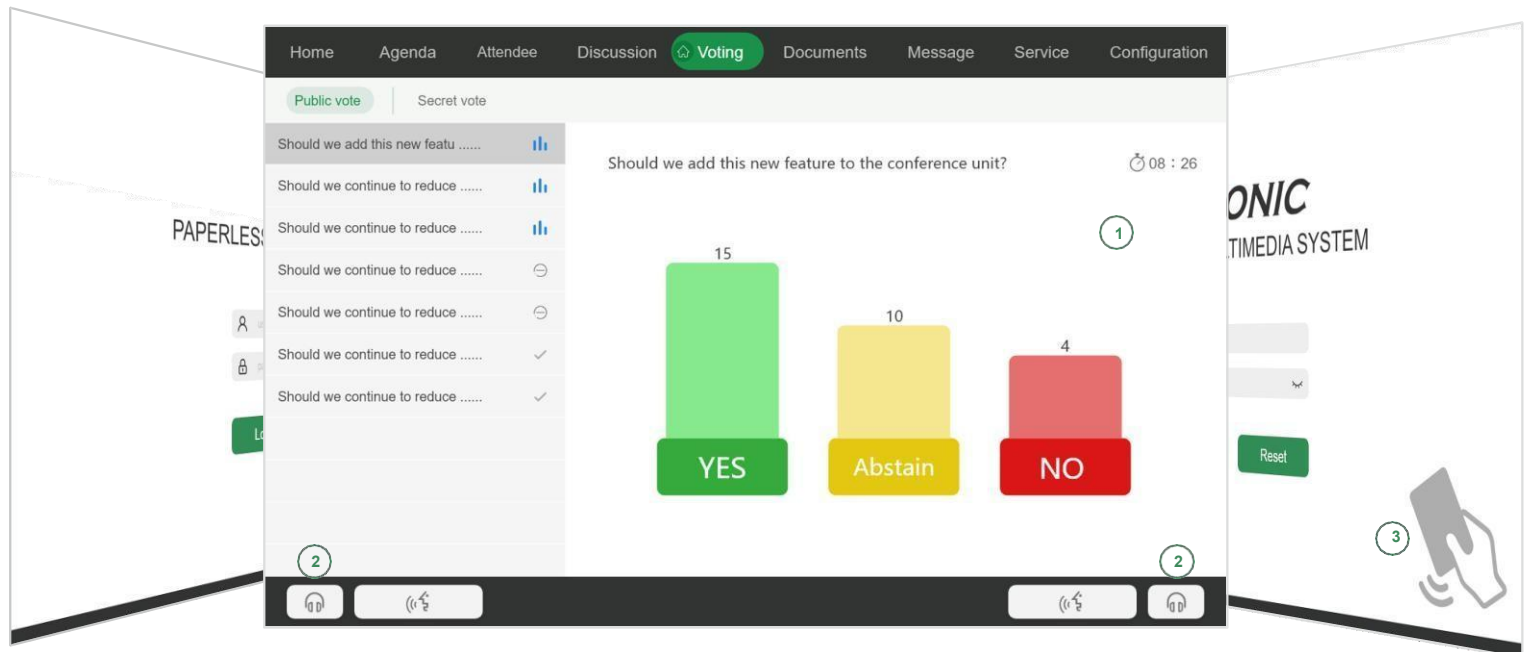


VIS-MSPK

Speaker module

- Hi-Fi speaker
- Hot swap design for dealing with sudden sound reinforcement failures
- Unique acoustic optimization for accurate audio reproduction
- Works with VIS-PMU to achieve local sound reinforcement and remote loudspeaker functions

Software



VIS-PVOT ①

Voting software module

- 5 voting or rating buttons
- Voting by 2, 3, or 5 buttons
- Supports firmware upgrade
- Paperless voting software module with a touch screen

VIS-PLGE ②

Dual 64-channel selector software module

- Interpretation channel selector
- Provides two sets of interpretation buttons Supports firmware upgrade
- Paperless interpretation software module with a touch screen

VIS-PIND ③

NFC identification software module

- NFC sign-in or ID identification
- Contactless identification of physical encrypted cards
- Supports firmware upgrade
- Paperless IC card software module with a touch screen

Features

Basic functions

- 15.6" LCD touch screen (1920×1080, 16:9) provides a better user experience for document viewing. The capacitive multi-touch screen improves the user experience.
- The interface is optimized according to usage scenarios. With a simple layout and wizard-style menus, the terminal is easy-to-use.
- Use standard CAT5e cables for transmission. The RJ45 connectors facilitate wiring, installation, and maintenance.
- The aluminum alloy structure adopts a special frosting process, making the terminal elegant and attractive.
- The VSCON-Giga protocol with the leading gigabit network technology is adopted. All AV control signals are transmitted through a CAT5 cable. With data isolation technology, the protocol ensures efficient, secure transmission of AV data during conferences without mutual interference.
- Gooseneck mics of different lengths can be flexibly selected according to site needs.
- Voting by 3 or 5 buttons is supported, and the voting type is customizable. The terminal supports interpretation and is equipped with a 63+1 channel selector that displays language and channel options (you need to connect the headphones before selecting the channel).
- Optional software supports RFID identification, sign-in, discussion, and voting.
- Built-in Hi-Fi speaker.
- The terminal is designed with dual headphone interfaces, and the volume is adjustable.
- The AUDIO-LINKTM digital loop network technology achieves full-digital signal transmission and processing, as well as protection against RF interference from cell phones and other devices.
- A daisy-chain topology makes the system more reliable.
- Independent adjustment of individual mic sensitivity and 8-band equalizer EQ is supported.
- The clock and date functions are available, displaying the speaking time and countdown to speak.
- The USB port can be connected to a mouse, keyboard, and other devices, or used for firmware updates. The terminal can be connected to VISSONIC series electronic nameplates.
- With the camera and camera tracking controller, multiple cameras can be connected to show live videos of active speakers.
- Delegate units can be set as VIP units through software. Up to 32 VIP delegate units can be set when no more than 8 mics are enabled. VIP means that the unit can be freely enabled.
- It provides functions including sign-in, agenda, and agenda operation. For one-screen display, users can create a whiteboard for drawing and discussion. Speaking list (listed speaking time, delegates can be controlled by the chairperson). The system allows for signal access and display of multiple cameras, distributed system, matrix, and other streaming media. The internal peer-to-peer information, service application, system settings, and other functional modules.



VIS-PMU-TL
Desktop 15.6" paperless conference terminal

Conference functions

- Users can appoint the chairperson or delegate according to the conference management needs.
- Speaking: Users can view information about the active speaker and the list of participants waiting to speak, and manage the speaking and request functions.
- Voting: Users can view all the proposals to be decided by vote, browse completed/ongoing/unvoted voting projects, participate in voting, and view the results.
- Interpretation: Users can switch language channels, and the volume is adjustable.

Multimedia conference functions

- Conference agenda guidance --- Participants can quickly know the agenda.
- Conference material links --- Participants can view the documents and voting information involved in the current conference.
- Conference topic list --- Participants can browse and play topic-related documents and videos. Files in the format of DOC, PPT, EXCEL, TXT, PDF, JPG, and PNG are supported.
- Speaker video tracking --- The big screen and all seats can display images of multiple speakers in real time.
- Screen synchronization --- The content displayed in individual terminals can be synchronized to all on-site conference terminals and the big screen.
- USB file import --- Files can be imported to a server or shared.
- Conference minutes --- Information that needs to be noted for the current conference can be recorded and saved.
- Internal communication --- Any participant can be selected for online text/voice communication.
- Conference service --- The refreshment service and on-site technical support are available.

Specifications

Parameter	VIS-PMU-TL		
Screen size	15.6", 16:9		
Resolution	1920x1080		
Color	16.7M, 8-bit		
Contrast ratio	1000:1		
Output frequency response	30-20000 Hz		
Maximum power consumption	14 W		
Earphone load	> 16Ω		
Earphone volume	13 mW		
Earphone output connector	2×Ø 3.5 mm stereo jack		
Connection method	1000M RJ45 network port		
Power supply	POE power supply or 48VDC adapter		
Installation	Desktop		
Color	Black		
Dimension	382.6W×226H×33Dmm (without mic)		
Weight	3.3 kg		
Mic parameters		Product model	
Mic type	Cardioid directional	VIS-PMU-TL	Desktop 15.6" paperless conference terminal
Sensitivity	-46 dBV/Pa	VIS-DCP2000-D	Full-digital network DSP conference system host
Frequency response	50 - 20000 Hz	VIS-Server-E2S	Paperless management server (B/S architecture server software)
Input impedance	2 kΩ	VIS-SWITCH8-P48	Splitter
Directionality 0°/180°	> 20 dB (1 kHz)	VIS-SWITCH24-P48	Hub switch
Equivalent noise	20 dBA (SPL)	VIS-M220	220 mm mic (black) with windproof foam cover
Max sound pressure level	125 dB (THD < 3%)	VIS-M330	330 mm mic (black) with windproof foam cover

Modular function expansion

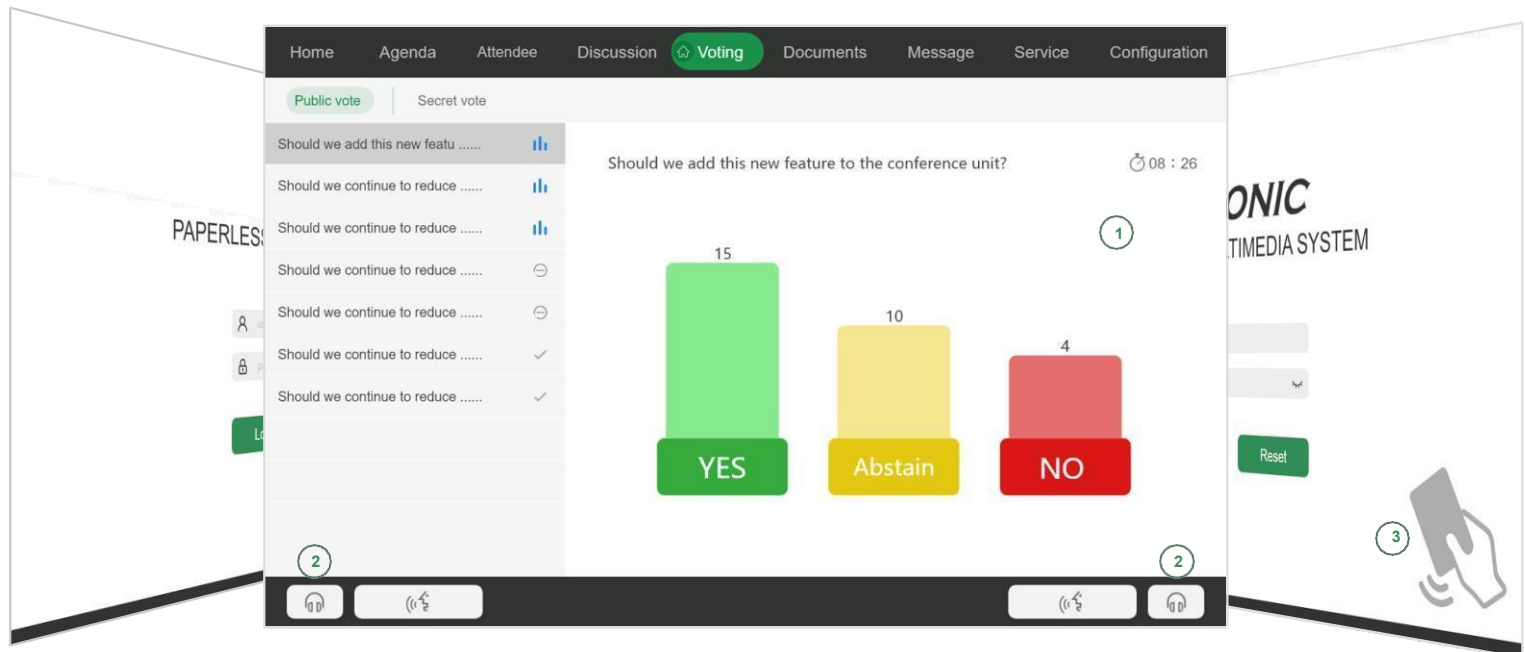


VIS-DVOT-TL

Discussion & vote module

- Removable gooseneck microphone
- Three voting or rating physical buttons
- Use snap-lock connections
- Front soft light LED indicator
- Support fully digital signal transmission
- Use with VIS-PMU to realize speech and amplification functions

Software



VIS-PVOT ①

Voting software module

- 5 voting or rating buttons
- Voting by 2, 3, or 5 buttons
- Supports firmware upgrade
- Paperless voting software module with a touch screen

VIS-PLGE ②

Dual 64-channel selector software module

- Interpretation channel selector
- Provides two sets of interpretation buttons Supports firmware upgrade
- Paperless interpretation software module with a touch screen

VIS-PIND ③

NFC identification software module

- NFC sign-in or ID identification
- Contactless identification of physical encrypted cards
- Supports firmware upgrade
- Paperless IC card software module with a touch screen

Features

Basic functions

- 11.6" LCD touch screen (1920×1080, 16:9) provides a better user experience for document viewing. The capacitive multi-touch screen improves the user experience.
- The HCI interface is optimized according to usage scenarios. With a simple layout and wizard-style menus, the terminal is easy-to-use.
- The modular design supports hardware expansion at any time according to requirements, including the optical module of the gooseneck mic, voting module, IC card module, speaker module, and other customizable modules.
- Use standard CAT5e cables for transmission. The RJ45 connectors facilitate wiring, installation, and maintenance.
- The aluminum alloy structure adopts a special frosting process, making the terminal elegant and attractive.
- The VSCON-Giga protocol with the leading gigabit network technology is adopted. All AV control signals are transmitted through a CAT5 cable. With data isolation technology, the protocol ensures efficient, secure transmission of AV data during conferences without mutual interference.
- Hidden array mics make the desktop tidier.
- Voting by 3 or 5 buttons is supported, and the voting type is customizable. The terminal supports interpretation and is equipped with a 63+1 channel selector that displays language and channel options (you need to connect the headphones before selecting the channel).
- Optional software supports RFID identification, sign-in, discussion, and voting.
- Built-in Hi-Fi speaker.
- With dual headphone interfaces, and the volume is adjustable.
- The AUDIO-LINKTM digital loop network technology achieves full-digital signal transmission and processing, as well as protection against RF interference from cell phones and other devices.
- A daisy-chain topology makes the system more reliable.
- Independent adjustment of individual mic sensitivity and 8-band equalizer EQ is supported.
- The clock and date functions are available, displaying the speaking time and countdown to speak.
- The USB port can be connected to a mouse, keyboard, and other devices, or used for firmware updates. The terminal can be connected to VISSONIC series electronic nameplates.
- With the camera and camera tracking controller, multiple cameras can be connected to show live videos of active speakers.
- It provides functions including sign-in, agenda, and agenda operation. For one-screen display, users can create a whiteboard for drawing and discussion. Speaking list (listed speaking time, delegates can be controlled by the chairperson). The system allows for signal access and display of multiple cameras, distributed system, matrix, and other streaming media. The internal peer-to-peer information, service application, system settings, and other functional modules.



VIS-PMU-TR
11.6" paperless array microphone terminal

Conference functions

- Users can appoint the chairperson or delegate according to the conference management needs.
- Speaking: Users can view information about the active speaker and the list of participants waiting to speak, and manage the speaking and request functions.
- Voting: Users can view all the proposals to be decided by vote, browse completed/ongoing/unvoted voting projects, participate in voting, and view the results.
- Interpretation: Users can switch language channels, and the volume is adjustable.

Multimedia conference functions

- Conference agenda guidance --- Participants can quickly know the agenda.
- Conference material links --- Participants can view the documents and voting information involved in the current conference.
- Conference topic list --- Participants can browse and play topic-related documents and videos. Files in the format of DOC, PPT, EXCEL, TXT, PDF, JPG, and PNG are supported.
- Speaker video tracking --- The big screen and all seats can display images of multiple speakers in real time.
- Screen synchronization --- The content displayed in individual terminals can be synchronized to all on-site conference terminals and the big screen.
- USB file import --- Files can be imported to a server or shared.
- Conference minutes --- Information that needs to be noted for the current conference can be recorded and saved.
- Internal communication --- Any participant can be selected for online text/voice communication.
- Conference service --- The refreshment service and on-site technical support are available.

Specifications

Parameter	VIS-PMU-TR
Screen size	11.6", 16:9
Resolution	1920x1080
Color	16.7M, 8-bit
Contrast ratio	1000:1
Maximum power consumption	14 W
Earphone load	> 16Ω
Earphone volume	13 mW
Earphone output connector	2×Ø 3.5 mm stereo jack
Connection method	1000M RJ45 network port
Power supply	PoE power supply or 48VDC adapter
Installation	Desktop
Color	Black
Dimension	305.1W x 195.2H x 52.5D mm (without mic)
Weight	2 kg
Mic parameters	
Mic type	Cardioid directional (17 arrays)
Optimal sound pickup distance	60 cm–80 cm
Sensitivity	-46 dBV/Pa
Frequency response	130 - 17000 Hz
Input impedance	2 kΩ
Directionality 0°/180°	> 20 dB (1 kHz)
Equivalent noise	60 dBA (SPL)
Max sound pressure level	112 dB (f= 1 kHz, k< 1%)
Product model	
VIS-PMU-T	11.6" paperless desktop conference terminal
VIS-DCP2000-D	Full-digital network DSP conference system host
VIS-Server-E2	Paperless management server (B/S architecture server software)
VIS-SWITCH8-P48	Splitter
VIS-SWITCH24-P48	Hub switch

Modular function expansion



VIS-MDSP

Discussion + speaker module

- Built-in Hi-Fi speaker
- Metal grille structure protects the speaker
- Works with VIS-PMU to achieve speaking and sound reinforcement functions



VIS-MVIC

Voting + IC card reading module

- RFID identification
- 3 voting or rating buttons
- Graphic signs for assisting users in sign-in
- Works with VIS-PMU to achieve voting sign-in by IC card, including the VIS-PVOT voting software license



VIS-MVOT

Voting module

- 3 voting or rating buttons
- LED flashing for assisting users in voting
- Works with VIS-PMU to achieve the voting function, including the VIS-PVOT voting software license

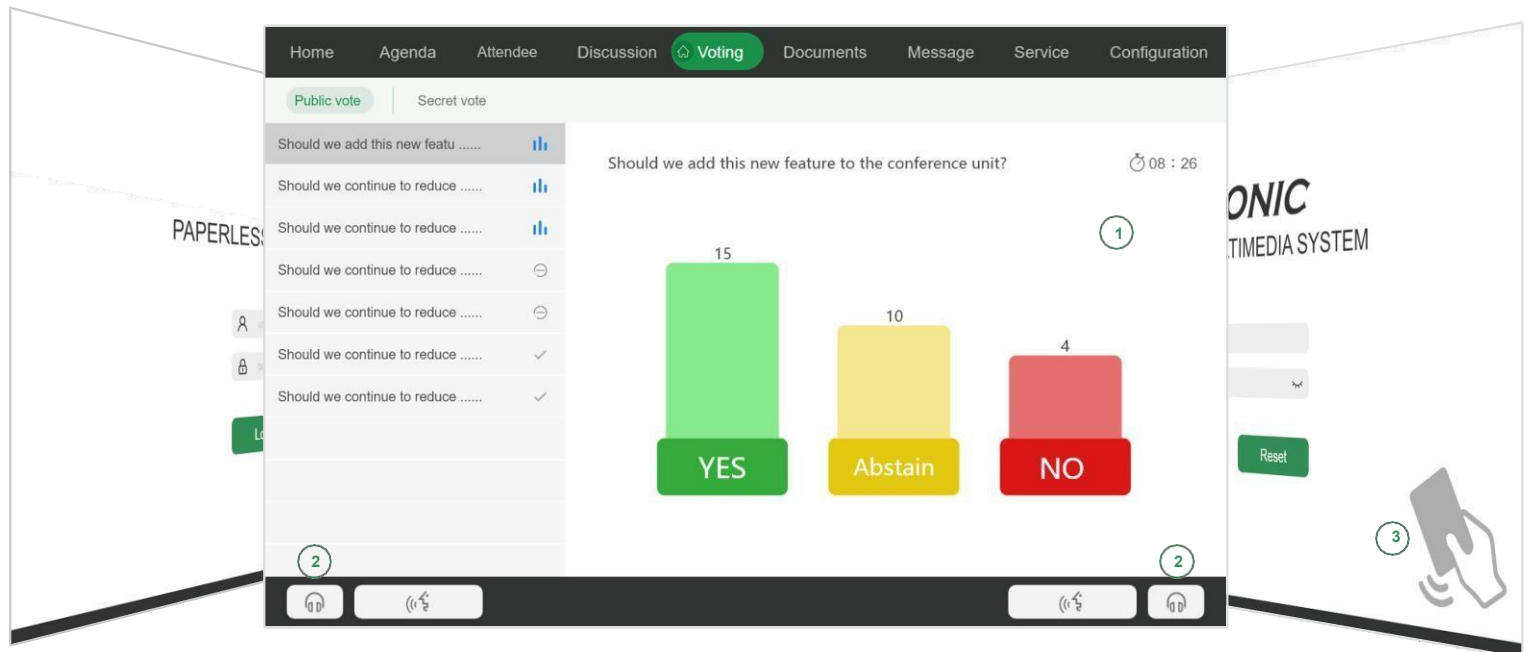


VIS-MSPK

Speaker module

- Hi-Fi speaker
- Hot swap design for dealing with sudden sound reinforcement failures
- Unique acoustic optimization for accurate audio reproduction
- Works with VIS-PMU to achieve local sound reinforcement and remote loudspeaker functions

Software



VIS-PVOT ①

Voting software module

- 5 voting or rating buttons
- Voting by 2, 3, or 5 buttons
- Supports firmware upgrade
- Paperless voting software module with a touch screen

VIS-PLGE ②

Dual 64-channel selector software module

- Interpretation channel selector
- Provides two sets of interpretation buttons Supports firmware upgrade
- Paperless interpretation software module with a touch screen

VIS-PIND ③

NFC identification software module

- NFC sign-in or ID identification
- Contactless identification of physical encrypted cards
- Supports firmware upgrade
- Paperless IC card software module with a touch screen

Features

Functions

- With a stylish appearance, it adopts the anodic oxidation brushing process and the design with aluminum alloy panels and an integrated electro-galvanized sheet. It can withstand contact-type 6KV electromagnetic interference.
- The enterprise-level platform design ensures high stability and reliability. The service life is at least 5 years. Wide voltage input 100-240V is supported.
- It can establish communication between the server side and the client side of the paperless multimedia conference system.
- The B/S architecture enables any computer or mobile device to access the server through a browser, verify the authorized user, and manage the conference room. Users can manage multiple conference rooms within the system at a time, set reservations and conference content for each room, and manage the devices.
- Seat management -- Sets the seat layout and personnel ID positions for a conference room.
- Nameplate management -- Sets the name and position of participants for each seat, and synchronizes them to the nameplate on the seats.
- Projection management -- Set the projection content corresponding to each topic. Images are supported, and text can be freely edited.
- Departmental management -- Records, modifies, and manages personnel by the department. The information entered into the system can be saved to facilitate personnel queries. Internal conferences, inter-departmental conferences, and their combinations are supported.
- User management -- Sets different personnel management rights, including system admin, conference admin, and other rights, to ensure the security of system information and system settings.
- Conference management -- Configures the conference staff and manages the agenda for a conference.
- Participant management -- Configures, queries, and adjusts the attendees of each conference at any time.
- File management -- Imports the files required for a conference topic into the system in advance and binds them to the topic for easy access by participants.
- Topic management -- Supports agenda management and multi-topic conferences and controls the topic progress to ensure that the conference is efficient.
- Control management -- Connects to the control system to manage the environmental devices, projection devices, and paperless devices in each room.
- Parameter setting -- Provides system interface and function customization to meet personalized enterprise requirements.



VIS-Server-E2 paperless management server

Specifications

Parameter	VIS-Server-E2
Processor	Intel Core I 7 CPU
Memory	8G DDR3
Hard disks	1×128G 2.5" Solid State Drive (SSD) + 1×1T Hard Disk Drive (HDD)
Video Interfaces	1× VGA; 1× DVI
Audio interfaces	1 × MIC in, 1× Line out, 1× Line in
I / O interfaces	2 × COM (2 × RS232) 6 × USB(2 × USB3.0, 4 × USB2.0), 2 × PS/2
ESD	anti-electromagnetic interference for contact ESD (4 kV) and air-gap ESD (6 kV)
Power supply	100-220V AC
Operating environment	-10℃ to 60℃, with 5%–95% humidity (non-condensing)
Dimension	2U
Weight	9 kg
Vibration resistance	GB/T2423.10
Product model (hardware)	
VIS-PMU-T	Desktop 11.6" paperless conference terminal
VIS-PMU-F	Flush mount 11.6" paperless conference terminal
VIS-DCP2000-D	Full-digital network DSP conference system host
VIS-Server-E2	Paperless management server (B/S architecture server software)
VIS-SWITCH8-P48	Splitter
VIS-SWITCH24-P48	Hub switch
Software	
VIS-PVOT	Voting software license
VIS-PLGE	Interpretation software license
VIS-PIND	IC card software license
VIS-PDUL	Dual-user software license

Features



VIS-SWITCH8-P48 Splitter

Overview

The VIS-SWITCH8-P48, developed by VISSONIC for paperless conferencing, is a dedicated PoE switch designed for stable Ethernet transmission. Supporting 802.3AT/AF PoE protocols, it features a high-quality, reliable design. With plug-and-play functionality and no configuration required, it is easy to use and ideal for high-density PoE networks, providing efficient bandwidth and dependable Ethernet solutions.

Functions

Interface features:

- Supports AUTO-MDIX for Ethernet ports, enabling automatic adjustment of speed and duplex mode.
- Features 6KV surge protection on electrical ports, suitable for outdoor environments.
- Comprehensive status indicators for clear operational status visibility.
- 1 UPLINK Port, 7 RJ45 ports support POE for conference systems, wireless coverage, and other POE-powered scenarios.

POE power supply features:

- Supports transmission distances up to 100 meters.
- Complies with 802.3af/at protocols, with a maximum single-port output of 30W.
- Automatically detects POE devices to prevent damage to non-POE equipment.

Other advantages:

- Designed with low power consumption and excellent heat dissipation for stable operation.
- Utilizes high-redundancy power supply design for long-term stable POE power output.
- Includes lockable 48V DC input for secure power connection.
- Plug and play functionality, requiring no configuration for easy setup and use.

Specifications

Parameter	VIS-SWITCH8-P48
Power	DC 48V
Consumption	210W
Connector	8xRJ45 ports, 1x48VDC ports
Dimensions	151(L)X100(W)X30(H)mm
Color	Black



VIS-SWITCH24-P48 Hub switch

Overview

The VIS-SWITCH24-P48 Network Switch delivers high-speed network connectivity with data transfer rates of up to 1000 Mbps. It supports Ethernet and fiber-optic protocols, offering robust scalability and flexibility to meet evolving network demands.

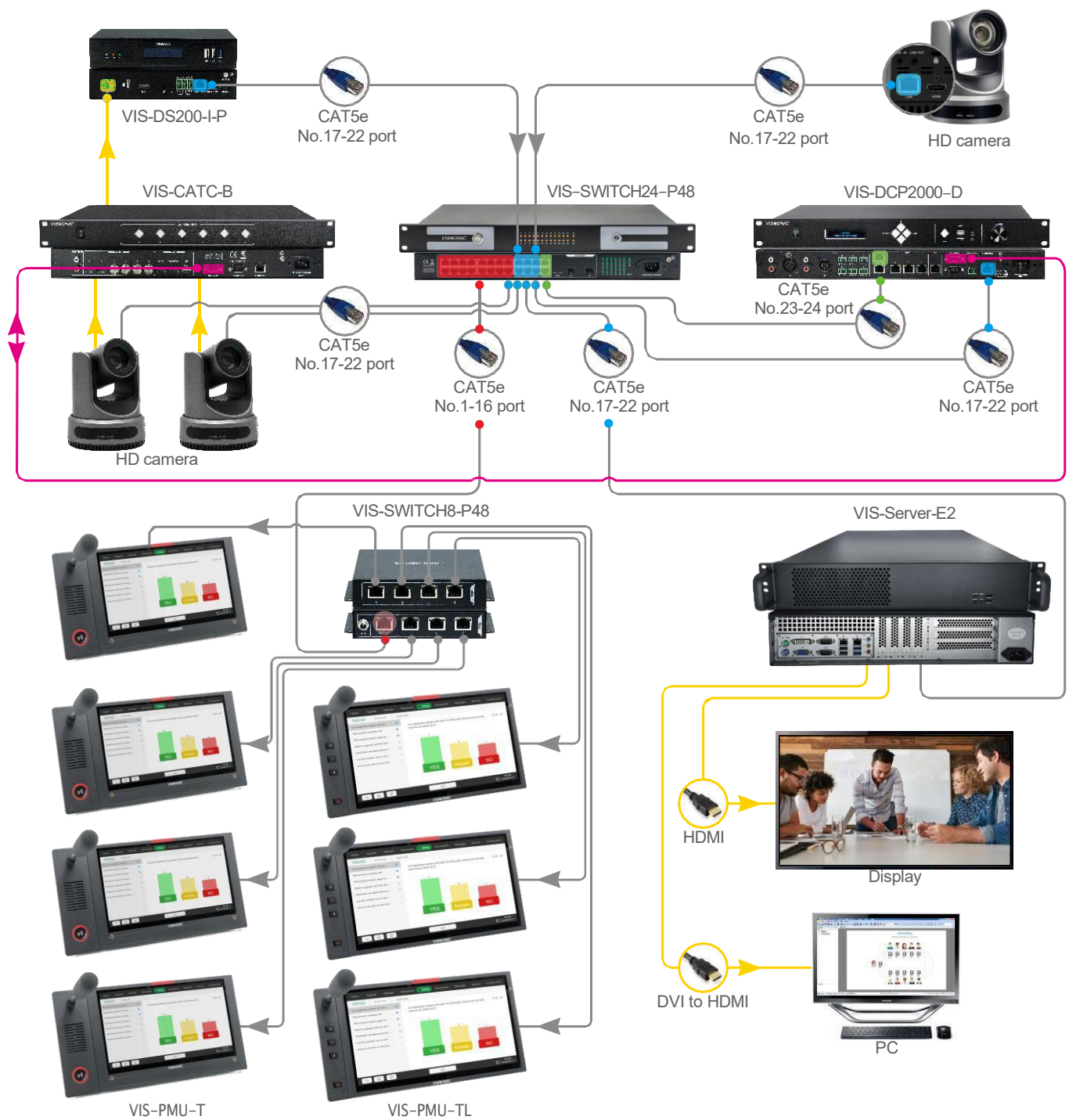
Functions

- 1U Aluminum Alloy Chassis
- 24 Gigabit Ethernet ports and 2 Gigabit optical ports
- Equipped with network indicators, WEB GUI for diagnostics, real-time monitoring, and intelligent fan control.
- Supports serial control and 1000M communication with up to 24 conference terminals.
- Features dual Ethernet ports for host control and cascading, supporting 1000M/100M speeds.

Specifications

Parameter	VIS-SWITCH24-P48
Power Input	AC110-220V
Packet Forwarding Rate	37.44Mpps
Interfaces	24 Gigabit Ethernet ports, 2 Gigabit SFP ports
Packet Forwarding Buffer	4.1M
Backplane Bandwidth	52Gbps
MAC Address Table	4K
Operating Environment	Temperature:0°C-45°C ; Relative Humidity:S75%
Dimensions	Standard 1U chassis
Weight	2Kg
Color	Black

System topology



VISSONIC ELECTRONICS LTD

Guangzhou ,China
www.vissonic.com

VISSONIC
Professional Audio/Visual Manufacturer